

**CAPITAL IMPROVEMENTS PROGRAM  
AND THE OPERATING BUDGET**

The *Capital Improvements Program* (CIP) is a six-year plan of proposed City-wide capital improvement projects. Items that qualify as capital improvement projects are those that cost at least \$35,000 and have a useful life span of ten years. The CIP is produced as its own document, separate from the annual city operating budget. It is adopted by Resolution in conjunction with the adoption of the annual operating budget by City Ordinance. The annual operating budget and the CIP will be created as companion documents for the fiscal year beginning October 1, 2009. Since CIP projects have the potential to significantly impact the annual operating budget, the two must be created in unison.

CIP Policies

The City of Boca Raton’s CIP Policies provides a framework for the development of current CIP activities and the planning for future projects. These policies include:

- 1) The City will develop and update a six-year CIP on an annual basis.
- 2) All projects in the Comprehensive Improvement Element (CIE) of the City’s Comprehensive Plan will be included in the CIP.
- 3) The City will dedicate 1% of the public service tax, excluding telephones, and a percentage of the property taxes collected as a source of funds for the CIP.
- 4) In the development of CIP, the City will review the operational impact of each project.
- 5) The CIP committee will review and evaluate each project, based on established criteria, prior to any project being included in the CIP.
- 6) A report on the current status of Capital Improvement Projects will be presented to City Council on a quarterly basis.

CIP Review

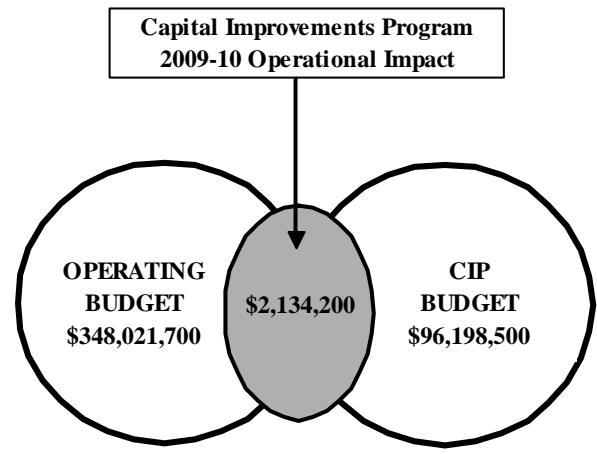
*Departments* must submit annual updates and new requests for the CIP to a review committee for evaluation. During the review process, consideration is given to each CIP project’s impact on operating costs during the upcoming year as well as future years. In addition, determination of projects to be included in the CIP for funding purposes is based upon established criteria to rank each project, which includes:

CIP Ranking Criteria

- Not Necessary
- Moderate Benefit
- Will Improve Quality of Life
- Critical  
(Required by Law, Regulation or Mandate)

The CIP Committee, which consists of Department Heads and Directors, ranks CIP requests based on the above criteria and recommends to the City Manager which projects should be included in the CIP. The City Manager has final approval of the CIP prior to submission to the City Council.

*Projects* tentatively approved by the City Manager for the new fiscal year are then incorporated into the approved operating budget, along with any increases or decreases in operating costs, and submitted as part of the approved annual operating budget for City Council adoption.

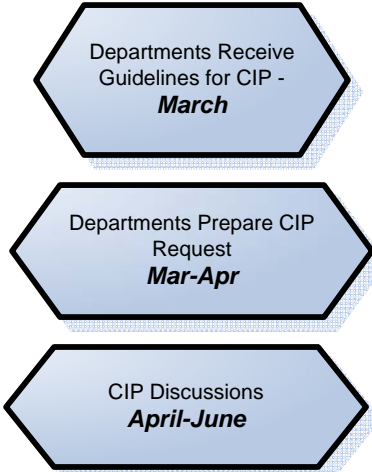


How CIP Impacts the Operating Budget

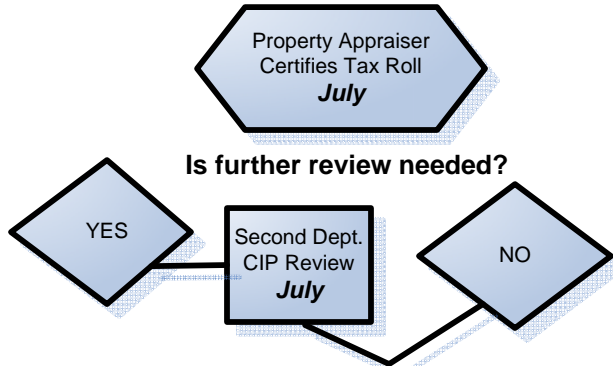
Fund Name	FY 2009-10 Impact	6 Year Impact
General Fund	\$ 2,134,200	\$ 1,886,400
Golf Course	-	11,100
<b>Total Costs</b>	<b>\$ 2,134,200</b>	<b>\$ 1,897,500</b>

# FLOWCHART OF THE 2009-10 CIP PROCESS

## BUDGET DEVELOPMENT & PRIORITIZATION PROCESS *March - April*



## CITY MANAGEMENT REVIEW & MODIFICATION *June - July*



## PROPOSED CIP SUBMITTED TO MAYOR AND COUNCIL *August*



## PUBLIC HEARINGS AND ADOPTION *Sept - Oct*



## KEY TO FUNDING SOURCE

<b><u>ABBREV.</u></b>	<b><u>DESCRIPTION</u></b>
ACOE	Army Corps of Engineers
BF	Beautification Fund
BPB	Beautiful Palm Beaches
BPD	Beach and Park District
CDBG	Community Development Block Grant
CPCF	Cemetery / Perpetual Care Fund
CRC	Capital Recovery Costs
CRC-GF	Capital Recovery Costs - General Fund
CRC-RO	Capital Recovery Cost - ROWB Fund
CRC-SF	Capital Recovery Costs - Sanitation Fund
CRC-SU	Capital Recovery Costs - Stormwater
CRC-WS	Capital Recovery Costs - Water & Sewer
DEM	Division of Emergency Management
DEP	Department of Environmental Protection
DF	Donations from Developers and Others
DF-LIB	Donations - Library Fund
DOE	Department of Energy
DOJ	Department of Justice
DTLDF	Downtown Land Dedication Fund
EDI	Economic Development Initiative Grant
ESL	Environmentally Sensitive Lands Fund
FAU	FAU Campus Development
FBIP	Florida Boating Improvement Program
FDCA	Florida Department of Community Affairs
FDEP	Florida Department of Environmental Protection
FDOT	Florida Department of Transportation
FEMA	Federal Emergency Management Agency
FIND	Florida Inland Navigational District
FRDAP	Florida Recreation Development Assistance Program
FSL	Florida State Library Construction Grant
GC	Golf Course Fund
GCRR	Golf Course Renewal & Replacement Fund
GFR	General Fund Revenue
GOB	General Obligation Bonds
GOB-FR	General Obligation Bonds - Fire-Rescue Services
GOB-PS	General Obligation Bonds - Police Services
GOB-RS	General Obligation Bonds - Recreation Services
IT	Information Technology

## KEY TO FUNDING SOURCE

<b><u>ABBRV.</u></b>	<b><u>DESCRIPTION</u></b>
LDF	Land Dedication Fund
LETF	Law Enforcement Trust Fund
MP	Motor Pool
MPCF	Mausoleum / Perpetual Care Fund
PBC	Palm Beach County
PBC SB	Palm Beach County School Board
RB	Revenue Bonds
RB-DT	Revenue Bonds - Downtown
RB-FR	Revenue Bonds - Fire-Rescue Services
RB-GC	Revenue Bonds - Golf Course
RB-MS	Revenue Bonds - Municipal Services
RB-PS	Revenue Bonds - Police Services
RB-RS	Revenue Bonds - Recreation Services
RB-TF	Revenue Bonds - Transportation
ROWA	Right-of-Way Acquisition Fund
ROWB	Right-of-Way Beautification Fund
SA	Special Assessment
SA-DT	Special Assessment - Downtown
SA-MS	Special Assessment - Municipal Services
SA-SW	Special Assessment - Sewer
SA-WA	Special Assessment - Water
SF	Sanitation Fund
SIF	Sewer Impact Fund
SU	Stormwater Utility Fund
TEA-21	Transportation Funding (DOT)
TF	Transportation Fund
USDOT	US Department of Transportation
WIF	Water Impact Fund
WRR	Water/Sewer Renewal & Replacement Fund
WSB	Water/Sewer Revenue Bonds
WSOF	Water/Sewer Operating Fund

**SUMMARY OF FUNDING SOURCES  
PROJECTS  
(Revenues)**

<b>Funding Source</b>		<b>Total Cost</b>	<b>2009/10</b>	<b>2010/11</b>	<b>2011/12</b>	<b>2012/13</b>	<b>2013/14</b>	<b>2014/15</b>
Army Corps of Engineers	ACOE	200,000	-	-	-	-	-	200,000
Beautification Fund	BF	17,900	5,000	3,700	1,000	2,400	3,900	1,900
Beach and Park District	BPD	35,759,100	24,226,000	1,227,300	3,900,100	4,374,200	1,973,400	58,100
Cemetery / Perpetual Care Fund	CPCF	49,200	10,000	5,500	4,800	-	24,100	4,800
Department of Environmental Protection	DEP	4,268,400	-	104,000	104,000	20,800	3,905,400	134,200
Donations from Developers and Others	DF	7,775,000	936,000	459,000	459,000	1,956,000	1,973,000	1,992,000
Department of Energy	DOE	860,300	860,300	-	-	-	-	-
Department of Justice	DOJ	400,800	400,800	-	-	-	-	-
Downtown Land Dedication Fund	DTLDF	480,500	350,600	-	-	37,300	92,600	-
Environmentally Sensitive Lands Fund	ESL	1,070,100	359,900	-	211,600	-	267,000	231,600
Florida Department of Transportation	FDOT	600,000	200,000	200,000	200,000	-	-	-
Federal Emergency Management Agency	FEMA	83,200	83,200	-	-	-	-	-
Florida Inland Navigational District	FIND	400,000	-	-	250,000	-	150,000	-
Florida Recreation Development Assistance Progra	FRDAP	200,000	-	-	-	200,000	-	-
Golf Course Fund	GC	323,600	305,000	6,000	3,600	3,000	3,000	3,000
Golf Course Renewal & Replacement Fund	GCRR	1,133,800	820,000	184,400	69,400	20,000	20,000	20,000
General Fund Revenue	GFR	52,303,000	15,718,900	5,834,000	4,640,000	10,617,200	6,408,700	9,084,200
General Obligation Bonds - Police Services	GOB-PS	32,000,000	-	-	-	2,000,000	15,000,000	15,000,000
General Obligation Bonds - Recreation Services	GOB-RS	9,800,000	9,800,000	-	-	-	-	-
Information Technology	IT	214,800	214,800	-	-	-	-	-
Land Dedication Fund	LDF	3,629,300	-	-	3,629,300	-	-	-
Mausoleum / Perpetual Care Fund	MPCF	914,000	115,900	675,700	44,300	33,800	-	44,300
Palm Beach County	PBC	3,626,000	1,550,000	50,000	50,000	10,000	1,872,000	94,000
Revenue Bonds - Golf Course	RB-GC	3,000,000	-	-	-	3,000,000	-	-
Revenue Bonds - Police Services	RB-PS	9,469,500	1,100,000	8,369,500	-	-	-	-
Right-of-Way Beautification Fund	ROWB	1,761,600	145,600	211,700	166,500	1,161,800	71,000	5,000
Special Assessment - Downtown	SA-DT	3,350,300	3,350,300	-	-	-	-	-
Special Assessment - Sewer	SA-SW	294,000	-	139,000	155,000	-	-	-
Sanitation Fund	SF	11,200	4,000	6,000	1,200	-	-	-
Stormwater Utility Fund	SU	7,427,000	2,690,000	970,000	1,212,000	1,035,000	1,440,000	80,000
Transportation Fund	TF	23,377,800	2,774,800	2,555,000	3,662,000	4,476,000	3,753,000	6,157,000
US Department of Transportation	USDOT	3,151,400	1,651,400	750,000	-	750,000	-	-
Water Impact Fund	WIF	3,950,000	2,500,000	900,000	550,000	-	-	-
Water/Sewer Renewal & Replacement Fund	WRR	33,870,000	8,170,000	7,100,000	6,750,000	4,150,000	3,850,000	3,850,000
Water/Sewer Revenue Bonds	WSB	2,500,000	2,500,000	-	-	-	-	-
Water/Sewer Operating Fund	WSOF	33,951,800	12,400,400	10,171,500	3,587,900	2,594,000	2,609,000	2,589,000
<b>Total Cost</b>		<b>282,223,600</b>	<b>93,242,900</b>	<b>39,922,300</b>	<b>29,651,700</b>	<b>36,441,500</b>	<b>43,416,100</b>	<b>39,549,100</b>

**CITY-WIDE SUMMARY  
OF PROJECTS**

Section	Funding Source	Estimated Total Cost	SCHEDULE OF PLANNED CIP EXPENDITURES					
			2009/10	2010/11	2011/12	2012/13	2013/14	2014/15
<b>City Manager</b>	GFR	3,275,900	575,900	550,000	550,000	550,000	550,000	500,000
	PBC	1,550,000	1,550,000	-	-	-	-	-
		4,825,900	2,125,900	550,000	550,000	550,000	550,000	500,000
<b>Police Services</b>	DOJ	400,800	400,800	-	-	-	-	-
	GFR	3,284,800	1,965,000	320,000	190,000	160,000	424,800	225,000
	GOB-PS	32,000,000	-	-	-	2,000,000	15,000,000	15,000,000
	RB-PS	9,469,500	1,100,000	8,369,500	-	-	-	-
		45,155,100	3,465,800	8,689,500	190,000	2,160,000	15,424,800	15,225,000
<b>Fire/Rescue Services</b>	GFR	6,994,000	1,070,000	1,019,000	475,000	140,000	270,000	4,020,000
		6,994,000	1,070,000	1,019,000	475,000	140,000	270,000	4,020,000
<b>Municipal Services</b>	ACOE	200,000	-	-	-	-	-	200,000
	BPD	2,188,000	10,000	640,000	150,000	-	1,380,000	8,000
	CPCF	10,000	10,000	-	-	-	-	-
	DEP	4,268,400	-	104,000	104,000	20,800	3,905,400	134,200
	DF	7,775,000	936,000	459,000	459,000	1,956,000	1,973,000	1,992,000
	DOE	860,300	860,300	-	-	-	-	-
	FDOT	600,000	200,000	200,000	200,000	-	-	-
	FEMA	83,200	83,200	-	-	-	-	-
	FIND	250,000	-	-	250,000	-	-	-
	GFR	13,810,000	4,592,000	1,850,000	2,159,000	1,750,000	1,809,000	1,650,000
	MPCF	85,000	85,000	-	-	-	-	-
	PBC	2,076,000	-	50,000	50,000	10,000	1,872,000	94,000
	SU	6,308,000	1,671,000	870,000	1,212,000	1,035,000	1,440,000	80,000
	TF	23,377,800	2,774,800	2,555,000	3,662,000	4,476,000	3,753,000	6,157,000
	USDOT	3,151,400	1,651,400	750,000	-	750,000	-	-
	WRR	250,000	-	50,000	50,000	50,000	50,000	50,000
		65,293,100	12,873,700	7,528,000	8,296,000	10,047,800	16,182,400	10,365,200
<b>Recreation Services</b>	BPD	33,289,600	24,171,900	528,500	3,709,300	4,329,600	542,800	7,500
	DTLDF	258,300	128,400	-	-	37,300	92,600	-
	ESL	1,070,100	359,900	-	211,600	-	267,000	231,600
	FIND	150,000	-	-	-	-	150,000	-
	FRDAP	200,000	-	-	-	200,000	-	-
	GFR	18,325,100	5,942,300	791,000	363,500	7,076,200	2,286,400	1,865,700
	GOB-RS	9,800,000	9,800,000	-	-	-	-	-
	LDF	3,629,300	-	-	3,629,300	-	-	-
	ROWB	1,761,600	145,600	211,700	166,500	1,161,800	71,000	5,000
	68,484,000	40,548,100	1,531,200	8,080,200	12,804,900	3,409,800	2,109,800	
<b>Downtown Infrastructure</b>	DTLDF	222,200	222,200	-	-	-	-	-
	SA-DT	3,350,300	3,350,300	-	-	-	-	-
	WRR	140,000	140,000	-	-	-	-	-
	WSOF	140,000	140,000	-	-	-	-	-
		3,852,500	3,852,500	-	-	-	-	-
<b>Water &amp; Sewer</b>	SA-SW	294,000	-	139,000	155,000	-	-	-
	SU	1,119,000	1,019,000	100,000	-	-	-	-

**CITY-WIDE SUMMARY  
OF PROJECTS**

Section	Funding Source	Estimated Total Cost	SCHEDULE OF PLANNED CIP EXPENDITURES					
			2009/10	2010/11	2011/12	2012/13	2013/14	2014/15
<b>Water &amp; Sewer</b>	WIF	3,950,000	2,500,000	900,000	550,000	-	-	-
	WRR	33,480,000	8,030,000	7,050,000	6,700,000	4,100,000	3,800,000	3,800,000
	WSB	2,500,000	2,500,000	-	-	-	-	-
	WSOF	33,207,000	12,140,000	10,060,000	3,507,000	2,500,000	2,500,000	2,500,000
		74,550,000	26,189,000	18,249,000	10,912,000	6,600,000	6,300,000	6,300,000
<b>Cemetery/Mausoleum</b>	CPCF	39,200	-	5,500	4,800	-	24,100	4,800
	MPCF	829,000	30,900	675,700	44,300	33,800	-	44,300
		868,200	30,900	681,200	49,100	33,800	24,100	49,100
<b>Golf Courses</b>	GC	300,000	300,000	-	-	-	-	-
	GCRR	1,133,800	820,000	184,400	69,400	20,000	20,000	20,000
	RB-GC	3,000,000	-	-	-	3,000,000	-	-
		4,433,800	1,120,000	184,400	69,400	3,020,000	20,000	20,000
<b>Information Technology</b>	BF	17,900	5,000	3,700	1,000	2,400	3,900	1,900
	BPD	281,500	44,100	58,800	40,800	44,600	50,600	42,600
	GC	23,600	5,000	6,000	3,600	3,000	3,000	3,000
	GFR	6,613,200	1,573,700	1,304,000	902,500	941,000	1,068,500	823,500
	IT	214,800	214,800	-	-	-	-	-
	SF	11,200	4,000	6,000	1,200	-	-	-
	WSOF	604,800	120,400	111,500	80,900	94,000	109,000	89,000
	7,767,000	1,967,000	1,490,000	1,030,000	1,085,000	1,235,000	960,000	
<b>Total Project Costs:</b>		282,223,600	93,242,900	39,922,300	29,651,700	36,441,500	43,416,100	39,549,100

**SUMMARY OF FUNDING SOURCES  
VEHICLE/HEAVY EQUIPMENT  
(Revenues)**

<b>Funding Source</b>		<b>Total Cost</b>	<b>2009/10</b>	<b>2010/11</b>	<b>2011/12</b>	<b>2012/13</b>	<b>2013/14</b>	<b>2014/15</b>
Beach and Park District	BPD	366,600	45,000	68,300	60,000	133,300	60,000	-
Cemetery / Perpetual Care Fund	CPCF	36,500	-	-	-	-	36,500	-
Capital Recovery Costs	CRC	2,879,800	730,000	496,400	508,000	-	597,600	547,800
Capital Recovery Costs - General Fund	CRC-GF	6,718,900	594,800	2,631,500	775,700	1,569,300	974,100	173,500
Capital Recovery Costs - Sanitation Fund	CRC-SF	1,702,000	230,000	252,100	104,000	229,600	537,100	349,200
Capital Recovery Costs - Stormwater	CRC-SU	241,700	167,300	-	74,400	-	-	-
Capital Recovery Costs - Water & Sewer	CRC-WS	424,100	-	97,400	228,800	97,900	-	-
Golf Course Renewal & Replacement Fund	GCRR	1,003,000	126,000	204,000	120,000	149,000	250,000	154,000
General Fund Revenue	GFR	3,107,800	886,800	1,146,100	468,000	336,900	160,000	110,000
Mausoleum / Perpetual Care Fund	MPCF	15,800	-	-	-	-	15,800	-
Right-of-Way Beautification Fund	ROWB	17,300	-	17,300	-	-	-	-
Sanitation Fund	SF	245,300	28,000	33,100	-	24,400	96,800	63,000
Stormwater Utility Fund	SU	298,300	147,700	-	150,600	-	-	-
Water/Sewer Operating Fund	WSOF	253,300	-	40,000	111,200	102,100	-	-
<b>Total Cost</b>		<b>17,310,400</b>	<b>2,955,600</b>	<b>4,986,200</b>	<b>2,600,700</b>	<b>2,642,500</b>	<b>2,727,900</b>	<b>1,397,500</b>

**CITY-WIDE SUMMARY**  
**VEHICLE/HEAVY EQUIPMENT**

Section	Funding Source	Estimated Total Cost	SCHEDULE OF PLANNED CIP EXPENDITURES					
			2009/10	2010/11	2011/12	2012/13	2013/14	2014/15
<b>Police Services</b>	CRC-GF	756,200	96,100	65,000	207,600	227,500	160,000	-
	GFR	503,300	103,300	290,000	35,000	-	40,000	35,000
		1,259,500	199,400	355,000	242,600	227,500	200,000	35,000
<b>Fire/Rescue Services</b>	CRC-GF	5,172,600	448,000	2,349,600	506,400	1,041,000	654,100	173,500
	GFR	1,447,400	269,600	650,600	301,200	226,000	-	-
		6,620,000	717,600	3,000,200	807,600	1,267,000	654,100	173,500
<b>Municipal Services</b>	CRC	2,815,100	730,000	496,400	508,000	-	532,900	547,800
	CRC-GF	132,300	-	132,300	-	-	-	-
	CRC-SF	1,702,000	230,000	252,100	104,000	229,600	537,100	349,200
	CRC-SU	241,700	167,300	-	74,400	-	-	-
	GFR	196,700	45,000	151,700	-	-	-	-
	SF	245,300	28,000	33,100	-	24,400	96,800	63,000
	SU	298,300	147,700	-	150,600	-	-	-
	5,631,400	1,348,000	1,065,600	837,000	254,000	1,166,800	960,000	
<b>Recreation Services</b>	BPD	366,600	45,000	68,300	60,000	133,300	60,000	-
	CRC	64,700	-	-	-	-	64,700	-
	CRC-GF	657,800	50,700	84,600	61,700	300,800	160,000	-
	GFR	960,400	468,900	53,800	131,800	110,900	120,000	75,000
	ROWB	17,300	-	17,300	-	-	-	-
		2,066,800	564,600	224,000	253,500	545,000	404,700	75,000
<b>Water &amp; Sewer</b>	CRC-WS	424,100	-	97,400	228,800	97,900	-	-
	WSOF	253,300	-	40,000	111,200	102,100	-	-
		677,400	-	137,400	340,000	200,000	-	-
<b>Cemetery/Mausoleum</b>	CPCF	36,500	-	-	-	-	36,500	-
	MPCF	15,800	-	-	-	-	15,800	-
		52,300	-	-	-	-	52,300	-
<b>Golf Courses</b>	GCRR	1,003,000	126,000	204,000	120,000	149,000	250,000	154,000
		1,003,000	126,000	204,000	120,000	149,000	250,000	154,000
<b>Total Vehicle Costs:</b>		17,310,400	2,955,600	4,986,200	2,600,700	2,642,500	2,727,900	1,397,500

**GENERAL CIP FUND**

	2009/10 Approved	2010/11 Proposed	2011/12 Proposed	2012/13 Proposed	2013/14 Proposed	2014/15 Proposed
<b>REVENUE AND OTHER SOURCES</b>						
Interest Earnings	250,000	225,000	225,000	225,000	225,000	225,000
Fund Balance	14,917,400	6,486,000	-	2,028,400	-	448,100
Bond Proceeds	10,900,000	8,369,500	-	2,000,000	15,000,000	15,000,000
Special Assessment - Municipal Services	-	-	-	-	-	-
Property Taxes	6,174,500	4,888,100	4,888,100	4,937,000	5,035,800	5,186,800
Transfer from General Fund (1%)	1,214,000	1,232,200	1,250,700	1,269,500	1,288,500	1,307,800
Transfer from General Fund-Projects	1,024,100	1,024,100	1,024,100	1,024,100	1,024,100	1,024,100
Transfer from Other Sources	2,050,000	550,000	550,000	510,000	2,372,000	594,000
Developer Funding	936,000	459,000	459,000	1,956,000	1,973,000	1,992,000
<b>TOTAL REVENUE AND OTHER SOURCES</b>	<b>37,466,000</b>	<b>23,233,900</b>	<b>8,396,900</b>	<b>13,950,000</b>	<b>26,918,400</b>	<b>25,777,800</b>
<b>EXPENDITURES AND OTHER USES</b>						
Tax Increment - CRA	300,700	315,700	331,500	348,100	365,500	383,800
Municipal Services - Debt Services	687,600	691,900	420,000	690,100	691,100	-
Police Services	1,965,000	320,000	190,000	160,000	424,800	225,000
Fire/Rescue Services	1,070,000	1,019,000	475,000	140,000	270,000	4,020,000
Municipal Services	5,528,000	2,359,000	2,668,000	3,716,000	5,654,000	3,736,000
Recreation Services	5,942,300	791,000	363,500	7,076,200	2,286,400	1,865,700
City Manager	2,125,900	550,000	550,000	550,000	550,000	500,000
Information Services	1,573,700	1,304,000	902,500	941,000	1,068,500	823,500
Police Services - Bonds	1,100,000	8,369,500	-	2,000,000	15,000,000	15,000,000
Recreation Services Library - Bonds	9,800,000	-	-	-	-	-
<b>TOTAL EXPENDITURES AND OTHER USES</b>	<b>30,093,200</b>	<b>15,720,100</b>	<b>5,900,500</b>	<b>15,621,400</b>	<b>26,310,300</b>	<b>26,554,000</b>
<b>VEHICLE/HEAVY EQUIPMENT</b>						
Vehicle / Heavy Equipment	886,800	1,146,100	468,000	336,900	160,000	110,000
<b>TOTAL VEHICLE/HEAVY EQUIPMENT</b>	<b>886,800</b>	<b>1,146,100</b>	<b>468,000</b>	<b>336,900</b>	<b>160,000</b>	<b>110,000</b>
<b>RESERVE</b>	<b>6,486,000</b>	<b>(118,300)</b>	<b>2,028,400</b>	<b>(4,036,700)</b>	<b>448,100</b>	<b>(1,334,300)</b>

**GRANT FUNDS**

	2009/10 Approved	2010/11 Proposed	2011/12 Proposed	2012/13 Proposed	2013/14 Proposed	2014/15 Proposed
<b>REVENUE AND OTHER SOURCES</b>						
Department of Justice	400,800	-	-	-	-	-
Department of Environmental Protection	-	104,000	104,000	20,800	3,905,400	134,200
Federal Department of Transportation	200,000	200,000	200,000	-	-	-
Federal Emergency Management Agency	83,200	-	-	-	-	-
Florida Recreation Development Assistance Prog	-	-	-	200,000	-	-
US Department of Transportation	1,651,400	750,000	-	750,000	-	-
Army Corps of Engineers	-	-	-	-	-	200,000
Department of Energy	860,300	-	-	-	-	-
<b>TOTAL REVENUE AND OTHER SOURCES</b>	<b>3,195,700</b>	<b>1,054,000</b>	<b>304,000</b>	<b>970,800</b>	<b>3,905,400</b>	<b>334,200</b>
<b>EXPENDITURES AND OTHER USES</b>						
El Rio Shared Use Pathway - Phase 3	344,400	-	-	-	-	-
Energy Retrofits of City Facilities	230,300	-	-	-	-	-
Boca Raton Old Town Hall Retrofit	83,200	-	-	-	-	-
Hillsboro / El Rio Park	-	-	-	200,000	-	-
North Beach Renourishment	-	-	-	-	-	300,000
St. Andrews Blvd. Shared Use Pathway	1,000,000	-	-	-	-	-
Central Beach Renourishment Project	-	104,000	104,000	20,800	3,827,200	-
Transportation Demand Management Implementation	200,000	200,000	200,000	-	-	-
South Beach Renourishment	-	-	-	-	78,200	34,200
El Rio Shared Use Pathway - Phase 4	-	750,000	-	-	-	-
Advanced Traffic Management System	307,000	-	-	-	-	-
Patch Reef Trail	-	-	-	750,000	-	-
Retrofit of Illuminated Street Signs	100,000	-	-	-	-	-
Retrofit of Downtown Street Lighting	250,000	-	-	-	-	-
Outdoor Lighting Retrofits	80,000	-	-	-	-	-
Demonstration Park	200,000	-	-	-	-	-
CCTV Network	300,000	-	-	-	-	-
Integrated Access Control System	100,800	-	-	-	-	-
<b>TOTAL EXPENDITURES AND OTHER USES</b>	<b>3,195,700</b>	<b>1,054,000</b>	<b>304,000</b>	<b>970,800</b>	<b>3,905,400</b>	<b>334,200</b>

**TRANSPORTATION FUND**

	2009/10 Approved	2010/11 Proposed	2011/12 Proposed	2012/13 Proposed	2013/14 Proposed	2014/15 Proposed
<b>REVENUE AND OTHER SOURCES</b>						
Local Option Gas Tax	1,905,900	2,001,200	2,101,300	2,206,400	2,316,700	2,432,500
Interest	200,000	100,000	100,000	100,000	100,000	100,000
Fund Balance	3,192,900	2,091,400	1,637,600	176,900	-	-
<b>TOTAL REVENUE AND OTHER SOURCES</b>	<b>5,298,800</b>	<b>4,192,600</b>	<b>3,838,900</b>	<b>2,483,300</b>	<b>2,416,700</b>	<b>2,532,500</b>
<b>EXPENDITURES AND OTHER USES</b>						
Bond Sinking Fund (Net)	432,600	-	-	-	-	-
Transportation Demand Management Implementation	558,000	1,081,000	1,536,000	1,420,000	1,387,000	1,481,000
Patch Reef Trail	-	-	225,000	-	-	-
Pavement Resurfacing	562,300	800,000	800,000	800,000	800,000	800,000
Sidewalk Links to Schools	130,000	130,000	130,000	130,000	130,000	130,000
Railroad Crossings	100,000	100,000	100,000	100,000	100,000	100,000
El Rio Shared Use Pathway - Phase 4	143,500	48,000	-	-	-	-
Traffic Improvements	870,000	90,000	465,000	30,000	30,000	30,000
SW 13th Street & SW 12th Avenue Bicycle Lanes	-	-	50,000	750,000	-	-
NW 7th Street Enhancement Project	-	-	50,000	800,000	-	-
NW 8th St. between NW 9th Ct. & NW 12th Ave.	-	-	-	80,000	400,000	-
Street Lighting / Mast Arm Painting Programs	139,000	94,000	94,000	94,000	94,000	94,000
Hardscape Maintenance Program	130,000	70,000	70,000	130,000	70,000	130,000
Traffic Calming	100,000	100,000	100,000	100,000	100,000	100,000
CSX Phase 2	-	-	-	-	225,000	750,000
LED Traffic Signal Lamps	42,000	42,000	42,000	42,000	42,000	42,000
NW 2nd Avenue Enhancements	-	-	-	-	375,000	2,500,000
<b>TOTAL EXPENDITURES AND OTHER USES</b>	<b>3,207,400</b>	<b>2,555,000</b>	<b>3,662,000</b>	<b>4,476,000</b>	<b>3,753,000</b>	<b>6,157,000</b>
<b>RESERVE</b>	<b>2,091,400</b>	<b>1,637,600</b>	<b>176,900</b>	<b>(1,992,700)</b>	<b>(1,336,300)</b>	<b>(3,624,500)</b>

**BEACH & PARK DISTRICT FUND**

	2009/10 Approved	2010/11 Proposed	2011/12 Proposed	2012/13 Proposed	2013/14 Proposed	2014/15 Proposed
<b>REVENUE AND OTHER SOURCES</b>						
Beach & Park District Fund	4,271,000	1,295,600	3,960,100	4,507,500	2,033,400	50,100
Revenue Bond	20,000,000	-	-	-	-	-
<b>TOTAL REVENUE AND OTHER SOURCES</b>	<b>24,271,000</b>	<b>1,295,600</b>	<b>3,960,100</b>	<b>4,507,500</b>	<b>2,033,400</b>	<b>50,100</b>
<b>EXPENDITURES AND OTHER USES</b>						
Fire Wall Replacement	1,600	-	-	-	-	-
eLabor Employee Recruitment Software Replacement	10,000	-	-	-	-	-
IBM i-Series System Enhancements (fka AS400)	-	15,000	3,000	-	-	-
Seawater Tank Renovation	890,500	-	-	-	-	-
New Restrooms/Maintenance Building	90,000	-	-	-	-	-
Park/Golf Maintenance Enclosure	250,000	-	-	-	-	-
Ballfield/Bleachers & Dugout Renovations	-	275,900	194,500	-	-	-
Vehicle/Heavy Equipment	45,000	68,300	60,000	133,300	60,000	-
Network Printer Replacements	5,000	5,000	5,000	5,000	5,000	5,000
Electronic Mail / Server Upgrades	5,100	-	-	4,800	4,800	4,800
Network Computer Systems Replacements	13,000	30,000	30,000	30,000	30,000	30,000
Storage Area Network (SAN) Upgrade	3,200	5,200	-	-	6,000	-
Emergency Backup System	2,600	-	-	-	-	-
Network Infrastructure Upgrades & Replacements	3,600	3,600	2,800	4,800	4,800	2,800
Central Beach Renourishment Project	-	-	-	-	1,380,000	-
Resurface Parking Facilities	10,000	640,000	150,000	-	-	-
Parks Operations/Facility Renovation/Development	261,200	-	147,500	2,714,000	-	-
Dune Crossover and Boardwalk Renovations	1,446,100	163,600	970,900	261,100	-	-
Racquet Center Court Renovations	-	-	55,600	1,333,500	-	-
Sugar Sand Maintenance Office and Storage Building	-	75,000	1,608,000	-	-	-
Irrigation Renovation For Athletic Fields	305,000	-	-	-	-	-
Playground Renovations	707,800	-	-	-	67,700	-
Countess de Hoernle Park	20,000,000	-	-	-	-	-
Restroom & Locker Room Renovation	-	-	-	21,000	161,700	-
Restroom Renovations	141,800	-	206,000	-	308,000	-
Irrigation System, Conservation Network	-	-	-	-	5,400	7,500
Mizner Bark Rest Room	-	-	417,800	-	-	-
A/C Replcmnt.- J. A. Rutherford Comm. Cntr.	79,500	-	-	-	-	-
Pump/Filter Replacement	-	14,000	90,500	-	-	-
Computerized Security Management System	-	-	18,500	-	-	-
<b>TOTAL EXPENDITURES AND OTHER USES</b>	<b>24,271,000</b>	<b>1,295,600</b>	<b>3,960,100</b>	<b>4,507,500</b>	<b>2,033,400</b>	<b>50,100</b>

**DOWNTOWN INFRASTRUCTURE FUND**

	2009/10 Approved	2010/11 Proposed	2011/12 Proposed	2012/13 Proposed	2013/14 Proposed	2014/15 Proposed
<b>REVENUE AND OTHER SOURCES</b>						
Interest	50,000	-	-	-	-	-
Bond Proceeds	2,633,700	-	-	-	-	-
Special Assessment	1,139,100	-	-	-	-	-
Fund Balance	840,200	-	-	-	-	-
<b>TOTAL REVENUE AND OTHER SOURCES</b>	<b>4,663,000</b>	<b>0</b>	<b>0</b>	<b>0</b>	<b>0</b>	<b>0</b>
<b>EXPENDITURES AND OTHER USES</b>						
Administration: Transfer to Debt Service Fund	1,090,500	-	-	-	-	-
Public Plaza Open Space	2,250,000	-	-	-	-	-
Boca Raton Road Beautification - CRA 20 Phase II	1,100,300	-	-	-	-	-
Downtown Spine Crosswalk	222,200	-	-	-	-	-
<b>TOTAL EXPENDITURES AND OTHER USES</b>	<b>4,663,000</b>	<b>0</b>	<b>0</b>	<b>0</b>	<b>0</b>	<b>0</b>

**LAND DEDICATION FUND**

	2009/10 Approved	2010/11 Proposed	2011/12 Proposed	2012/13 Proposed	2013/14 Proposed	2014/15 Proposed
<b>REVENUE AND OTHER SOURCES</b>						
Interest	125,000	125,000	25,000	25,000	25,000	25,000
Contributions	200,000	-	-	-	-	-
Fund Balance	3,904,800	4,229,800	4,354,800	750,500	775,500	800,500
<b>TOTAL REVENUE AND OTHER SOURCES</b>	<b>4,229,800</b>	<b>4,354,800</b>	<b>4,379,800</b>	<b>775,500</b>	<b>800,500</b>	<b>825,500</b>
<b>EXPENDITURES AND OTHER USES</b>						
Property Acquisition	-	-	-	-	-	-
Ballfield/Bleachers & Dugout Renovations	-	-	3,629,300	-	-	-
<b>TOTAL EXPENDITURES AND OTHER USES</b>	<b>0</b>	<b>0</b>	<b>3,629,300</b>	<b>0</b>	<b>0</b>	<b>0</b>
<b>RESERVE</b>	<b>4,229,800</b>	<b>4,354,800</b>	<b>750,500</b>	<b>775,500</b>	<b>800,500</b>	<b>825,500</b>

**SANITATION FUND**

	2009/10 Approved	2010/11 Proposed	2011/12 Proposed	2012/13 Proposed	2013/14 Proposed	2014/15 Proposed
<b>REVENUE AND OTHER SOURCES</b>						
Sanitation Operating	258,000	101,600	104,000	254,000	238,600	112,200
<b>TOTAL REVENUE AND OTHER SOURCES</b>	<b>258,000</b>	<b>101,600</b>	<b>104,000</b>	<b>254,000</b>	<b>238,600</b>	<b>112,200</b>
<b>EXPENDITURES AND OTHER USES</b>						
Swing Crane Trucks (R)	28,000	-	-	254,000	129,500	-
Garbage Trucks (R)	230,000	101,600	104,000	-	109,100	112,200
Trash Truck	-	-	-	-	-	-
<b>TOTAL EXPENDITURES AND OTHER USES</b>	<b>258,000</b>	<b>101,600</b>	<b>104,000</b>	<b>254,000</b>	<b>238,600</b>	<b>112,200</b>

**STORMWATER UTILITY FUND**

	2009/10 Approved	2010/11 Proposed	2011/12 Proposed	2012/13 Proposed	2013/14 Proposed	2014/15 Proposed
<b>REVENUE AND OTHER SOURCES</b>						
Interest	177,700	50,000	50,000	50,000	50,000	-
Stormwater Fees	2,070,000	2,173,500	2,282,200	2,396,300	2,516,100	2,641,900
Beginning Retained Earnings	4,410,000	2,359,100	2,179,600	1,570,200	1,401,700	869,000
<b>TOTAL REVENUE AND OTHER SOURCES</b>	<b>6,657,700</b>	<b>4,582,600</b>	<b>4,511,800</b>	<b>4,016,500</b>	<b>3,967,800</b>	<b>3,510,900</b>
<b>EXPENDITURES AND OTHER USES</b>						
Skid Steer Loader	-	-	90,000	-	-	-
Bridge / Seawall Repairs	235,000	40,000	210,000	15,000	70,000	-
Drainage Improvements	1,436,000	830,000	922,000	940,000	1,290,000	-
NW 12th Avenue	-	-	-	-	-	-
New Pines Neighborhood Improvements	-	-	80,000	80,000	80,000	80,000
Truck Mounted Sweepers (R)	195,000	-	-	-	-	-
Stormwater TV Truck (R)	-	-	135,000	-	-	-
Tractor Transporter Truck	120,000	-	-	-	-	-
Boca Raton Hills Sanitary Sewers	-	100,000	-	-	-	-
Boca Raton Heights Drainage Improvements	1,019,000	-	-	-	-	-
Operational Costs: Design	505,200	530,500	557,000	584,800	614,000	644,700
Operational Costs: Maintenance	788,400	902,500	947,600	995,000	1,044,800	-
<b>TOTAL EXPENDITURES AND OTHER USES</b>	<b>4,298,600</b>	<b>2,403,000</b>	<b>2,941,600</b>	<b>2,614,800</b>	<b>3,098,800</b>	<b>724,700</b>
<b>ENDING RETAINED EARNINGS</b>	<b>2,359,100</b>	<b>2,179,600</b>	<b>1,570,200</b>	<b>1,401,700</b>	<b>869,000</b>	<b>2,786,200</b>

**WATER & SEWER FUND**

	2009/10 Approved	2010/11 Proposed	2011/12 Proposed	2012/13 Proposed	2013/14 Proposed	2014/15 Proposed
<b>REVENUE AND OTHER SOURCES</b>						
Water & Sewer Operating	13,605,000	10,100,000	3,618,200	2,602,100	2,500,000	2,500,000
Special Assessment	-	139,000	155,000	-	-	-
Water & Sewer Impact Fees	-	-	-	-	-	-
Beginning Retained Earnings	28,841,800	19,776,800	11,579,400	4,050,600	-	-
Water & Sewer Bond	2,500,000	-	-	-	-	-
<b>TOTAL REVENUE AND OTHER SOURCES</b>	<b>44,946,800</b>	<b>30,015,800</b>	<b>15,352,600</b>	<b>6,652,700</b>	<b>2,500,000</b>	<b>2,500,000</b>
<b>EXPENDITURES AND OTHER USES</b>						
Wastewater Upgrades, Replacement and Expansion	3,100,000	380,000	100,000	100,000	100,000	100,000
Building Alterations	800,000	165,000	100,000	100,000	100,000	100,000
Water Treatment Facility Improvements	9,700,000	4,060,000	1,500,000	1,500,000	1,500,000	1,500,000
In-City Reclamation Irrigation System (IRIS)	2,500,000	2,500,000	500,000	500,000	500,000	500,000
Intracoastal Parallel Force Main	-	660,000	-	-	-	-
Security Enhancements/Expansion	170,000	1,020,000	100,000	100,000	100,000	100,000
Sewer System Repairs	1,000,000	1,100,000	1,200,000	1,200,000	1,200,000	1,200,000
Membrane Replacements	-	2,500,000	2,500,000	-	-	-
Esterly	85,000	784,000	-	-	-	-
Boca Raton Hills Sanitary Sewers	-	1,500,000	1,000,000	-	-	-
Raw Water Well Equipment/Expansion	3,000,000	580,000	300,000	300,000	300,000	300,000
Water / Wastewater Replacements	850,000	300,000	300,000	300,000	300,000	300,000
Water Network System Improvement	500,000	1,450,000	1,700,000	1,300,000	1,000,000	1,000,000
Lake Wyman	662,000	-	-	-	-	-
A1A	-	50,000	412,000	-	-	-
Boca Raton Heights Drainage Improvements	1,803,000	-	-	-	-	-
Pump Station Modifications	1,000,000	1,200,000	1,200,000	1,200,000	1,200,000	1,200,000
NW 12th Avenue	-	-	-	-	-	-
Vehicle/Heavy Equipment	-	137,400	340,000	200,000	-	-
Pavement Resurfacing	-	50,000	50,000	50,000	50,000	50,000
<b>TOTAL EXPENDITURES AND OTHER USES</b>	<b>25,170,000</b>	<b>18,436,400</b>	<b>11,302,000</b>	<b>6,850,000</b>	<b>6,350,000</b>	<b>6,350,000</b>
<b>ENDING RETAINED EARNINGS</b>	<b>19,776,800</b>	<b>11,579,400</b>	<b>4,050,600</b>	<b>(197,300)</b>	<b>(3,850,000)</b>	<b>(3,850,000)</b>

**CEMETERY-MAUSOLEUM FUND**

	2009/10 Approved	2010/11 Proposed	2011/12 Proposed	2012/13 Proposed	2013/14 Proposed	2014/15 Proposed
<b>REVENUE AND OTHER SOURCES</b>						
Cemetery / Perpetual Care Fund	10,000	5,500	4,800	-	60,600	4,800
Mausoleum Perpetual Care Fund	115,900	675,700	44,300	33,800	15,800	44,300
<b>TOTAL REVENUE AND OTHER SOURCES</b>	<b>125,900</b>	<b>681,200</b>	<b>49,100</b>	<b>33,800</b>	<b>76,400</b>	<b>49,100</b>
<b>EXPENDITURES AND OTHER USES</b>						
Repainting Cemetery and Mausoleum Buildings	-	-	49,100	-	-	49,100
Reroof Buildings	-	681,200	-	-	24,100	-
Mausoleum Complex Sealing	30,900	-	-	33,800	-	-
Resurface Parking Facilities	95,000	-	-	-	-	-
Dump Truck Replacement Program	-	-	-	-	52,300	-
<b>TOTAL EXPENDITURES AND OTHER USES</b>	<b>125,900</b>	<b>681,200</b>	<b>49,100</b>	<b>33,800</b>	<b>76,400</b>	<b>49,100</b>

**GOLF COURSE FUND**

	2009/10 Approved	2010/11 Proposed	2011/12 Proposed	2012/13 Proposed	2013/14 Proposed	2014/15 Proposed
<b>REVENUE AND OTHER SOURCES</b>						
Golf Course Operating	300,000	-	-	-	-	-
Golf Course Renewal & Replacement	211,400	211,200	215,400	219,700	224,100	-
Beginning Retained Earnings	909,700	175,100	-	26,000	76,700	30,800
Revenue Bond	-	-	-	3,000,000	-	-
<b>TOTAL REVENUE AND OTHER SOURCES</b>	<b>1,421,100</b>	<b>386,300</b>	<b>215,400</b>	<b>3,245,700</b>	<b>300,800</b>	<b>30,800</b>
<b>EXPENDITURES AND OTHER USES</b>						
Clubhouse/Driving Range/Parking Renovations	-	49,400	49,400	3,000,000	-	-
Global Positioning System (GPS)	-	30,000	-	-	-	-
Vehicle/Heavy Equipment	126,000	204,000	120,000	149,000	250,000	154,000
Fiberlink Cable Inst/Maintenance Complex	-	50,000	-	-	-	-
Municipal Clubhouse Air Conditioning Units	35,000	-	-	-	-	-
Landscape Improvements	25,000	20,000	20,000	20,000	20,000	20,000
Cart Storage Barn Awning and Drainage	-	35,000	-	-	-	-
Renovate Tees, Greens, and Bunkers	1,060,000	-	-	-	-	-
<b>TOTAL EXPENDITURES AND OTHER USES</b>	<b>1,246,000</b>	<b>388,400</b>	<b>189,400</b>	<b>3,169,000</b>	<b>270,000</b>	<b>174,000</b>
<b>ENDING RETAINED EARNINGS</b>	<b>175,100</b>	<b>(2,100)</b>	<b>26,000</b>	<b>76,700</b>	<b>30,800</b>	<b>(143,200)</b>

**INFORMATION TECHNOLOGY FUND**

	2009/10 Approved	2010/11 Proposed	2011/12 Proposed	2012/13 Proposed	2013/14 Proposed	2014/15 Proposed
<b>REVENUE AND OTHER SOURCES</b>						
Sanitation Fund	4,000	6,000	1,200	-	-	-
Fund Balance	4,332,200	3,855,600	3,855,600	3,855,600	3,855,600	3,855,600
General Fund CIP	1,311,900	1,304,000	902,500	941,000	1,068,500	823,500
Golf Course Fund	5,000	6,000	3,600	3,000	3,000	3,000
Water & Sewer Fund	120,400	111,500	80,900	94,000	109,000	89,000
Beach & Park District Fund	26,100	23,800	5,800	9,600	15,600	7,600
Beautification Fund	5,000	3,700	1,000	2,400	3,900	1,900
<b>TOTAL REVENUE AND OTHER SOURCES</b>	<b>5,804,600</b>	<b>5,310,600</b>	<b>4,850,600</b>	<b>4,905,600</b>	<b>5,055,600</b>	<b>4,780,600</b>
<b>EXPENDITURES AND OTHER USES</b>						
Technology Updates	75,000	75,000	75,000	75,000	75,000	-
Network Printer Replacements	45,000	45,000	45,000	45,000	45,000	45,000
Electronic Mail / Server Upgrades	127,000	-	-	120,000	120,000	120,000
Network Computer Systems Replacements	357,100	400,000	400,000	400,000	400,000	400,000
Storage Area Network (SAN) Upgrade	155,000	130,000	-	-	150,000	-
Fiber Optic Loop -Municipal and 6500	200,000	-	-	-	-	-
IBM i-Series System Enhancements (fka AS400)	-	150,000	30,000	-	-	-
Public Safety Field Automated Report System (FARS)	280,000	280,000	280,000	280,000	280,000	280,000
Geographic Information System	124,800	75,000	75,000	-	-	-
Citywide Digital Records Management System	80,000	90,000	20,000	10,000	10,000	10,000
Fiber Network for Fire Stations	120,000	120,000	-	-	-	-
Electronic Fire,Medical & Police Dispatch Software	90,000	-	-	-	-	-
Network Infrastructure Upgrades & Replacements	90,000	90,000	70,000	120,000	120,000	70,000
Emergency Backup System	65,100	-	-	-	-	-
Fire Wall Replacement	40,000	-	-	-	-	-
eLabor Employee Recruitment Software Replacement	100,000	-	-	-	-	-
<b>TOTAL EXPENDITURES AND OTHER USES</b>	<b>1,949,000</b>	<b>1,455,000</b>	<b>995,000</b>	<b>1,050,000</b>	<b>1,200,000</b>	<b>925,000</b>
<b>ENDING RETAINED EARNINGS</b>	<b>3,855,600</b>	<b>3,855,600</b>	<b>3,855,600</b>	<b>3,855,600</b>	<b>3,855,600</b>	<b>3,855,600</b>

**CAPITAL RECOVERY COST FUND**

	2009/10 Approved	2010/11 Proposed	2011/12 Proposed	2012/13 Proposed	2013/14 Proposed	2014/15 Proposed
<b>REVENUE AND OTHER SOURCES</b>						
Fund Balance	8,952,000	8,951,700	5,806,500	4,448,400	2,879,100	1,372,100
Capital Recovery Cost	1,266,800	-	-	-	-	-
Interest Earnings	225,000	-	-	-	-	-
<b>TOTAL REVENUE AND OTHER SOURCES</b>	<b>10,443,800</b>	<b>8,951,700</b>	<b>5,806,500</b>	<b>4,448,400</b>	<b>2,879,100</b>	<b>1,372,100</b>
<b>EXPENDITURES AND OTHER USES</b>						
Municipal Services	730,000	628,700	508,000	-	532,900	547,800
Vehicle/Heavy Equipment	167,300	17,300	74,400	-	-	-
Recreation Services	50,700	84,600	61,700	300,800	160,000	-
Police Services	96,100	65,000	207,600	227,500	160,000	-
Fire/Rescue Services	448,000	2,349,600	506,400	1,041,000	654,100	173,500
<b>TOTAL EXPENDITURES AND OTHER USES</b>	<b>1,492,100</b>	<b>3,145,200</b>	<b>1,358,100</b>	<b>1,569,300</b>	<b>1,507,000</b>	<b>721,300</b>
<b>ENDING RETAINED EARNINGS</b>	<b>8,951,700</b>	<b>5,806,500</b>	<b>4,448,400</b>	<b>2,879,100</b>	<b>1,372,100</b>	<b>650,800</b>